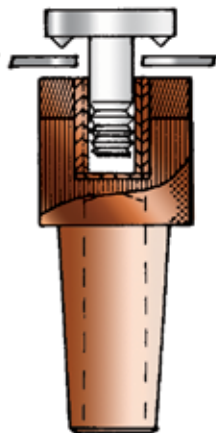


STUD AND NUT WELDING ELECTRODES


(MADE TO SPECIFIC REQUIREMENT)

- 1) WELDING A STUD THROUGH A HOLE IN SHEET METAL
- 2) WELDING A STUD DIRECTLY TO FACE OF SHEET METAL
- 3) WELDING A NUT TO SHEET METAL WITH AN ALIGNING ELECTRODE

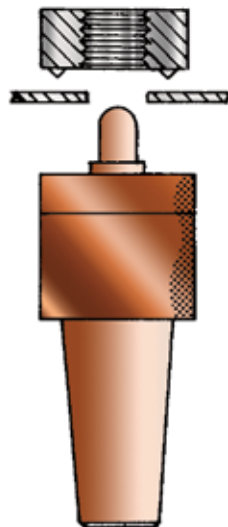
THESE ELECTRODES CAN BE MADE TO FIT ANY RWMA TAPER OR SPECIAL MOUNTING ARRANGEMENT TO SUIT CUSTOMERS APPLICATION.



1



2



3