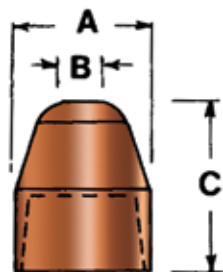




FEMALE CAPS AND ADAPTOR SHANKS



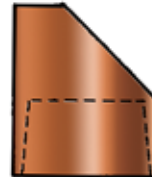
"A" NOSE



"B" NOSE

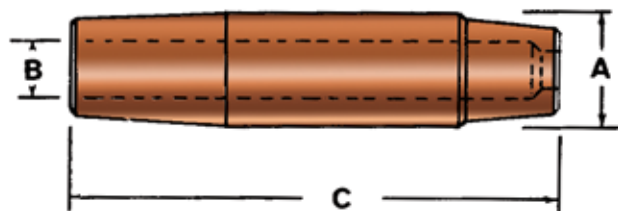
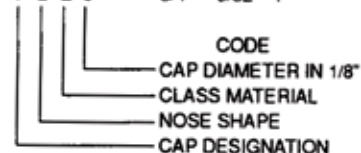


"C" NOSE



"D" NOSE

CAP NO.	A	B	C
F A 2 4	1/2	3/16	25/32
F B 2 4	1/2	3/16	25/32
F C 2 4	1/2	31/64	25/32
F D 2 4	1/2	3/16	25/32
F A 2 5	5/8	1/4	55/64
F B 2 5	5/8	3/16	55/64
F C 2 5	5/8	5/8	55/64
F D 2 5	5/8	1/4	55/64
F A 2 6	3/4	9/32	1
F B 2 6	3/4	1/4	1
F C 2 6	3/4	3/4	1
F D 2 6	3/4	9/32	1



SHANK No.	A	B
S 2 4 08 TO S 2416	1/2	9/32"
S 2 5 08 TO S 2517	5/8	5/16"
S 2 6 08 TO S 2620	3/4	3/8"

