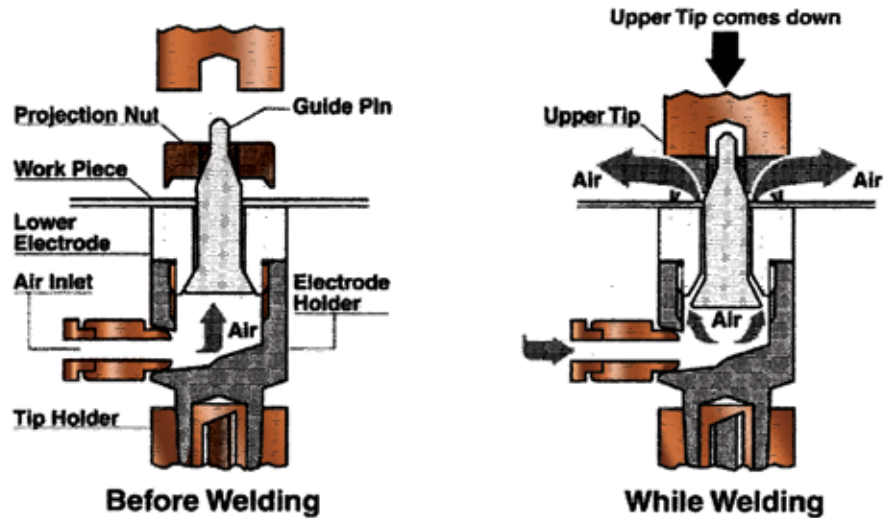




PROJECTION WELDING GUIDE PINS

Mechanism of Projection Welding Pins


The air cooling system can increase the life of the electrode and pin.



Standard Type Guide Pin

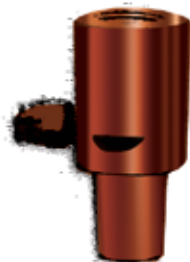
Model	Nut (mm)	Ød (mm)	ØA (mm)
WTP-M04	M4	4.8	12
WTP-M05	M5	5.8	12
WTP-M06	M6	6.8	12
WTP-M07	M8	7.8	12
WTP-M08	M8	8.8	12
WTP-M09	M8	9.8	12
WTP-M10	M10	10.8	16
WTP-M11	M10	11.8	16
WTP-M12	M12	12.8	16
WTP-M13	M12	13.8	16

Lower Electrode Class 2 is standard, other materials available upon request



Model	Nut (mm)	I/D	O/D	THREAD (mm)
WCN-M04	M4	5.0	25	M18:P=1.5
WCN-M05	M5	6.0	25	M18:P=1.5
WCN-M06	M6	7.0	25	M18:P=1.5
WCN-M07	M8	8.0	25	M18:P=1.5
WCN-M08	M8	9.0	25	M18:P=1.5
WCN-M09	M8	10.0	25	M18:P=1.5
WCN-M10	M10	11.0	30	M22:P=1.5
WCN-M11	M10	12.0	30	M22:P=1.5
WCN-M12	M12	13.0	30	M22:P=1.5
WCN-M13	M12	14.0	30	M22:P=1.5

Electrode Holder Class 2 is standard, other materials available upon request



Model	Taper	O/D	THREAD (mm)
WN H-A4	MT#1	25	M18:P=1.5
WN H-A5	MT#2	25	M18:P=1.5
WN H-B5	MT#2	30	M22:P=1.5