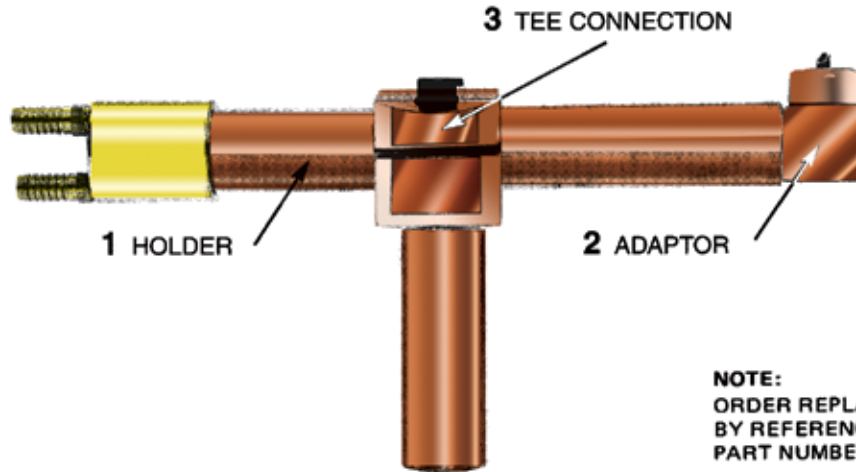




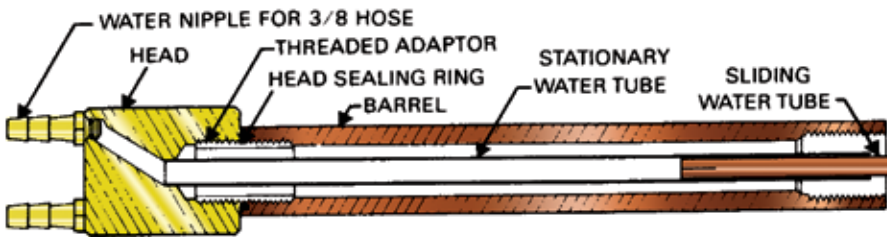
# UNIVERSAL WATER COOLED HOLDERS

## GENERAL ASSEMBLY



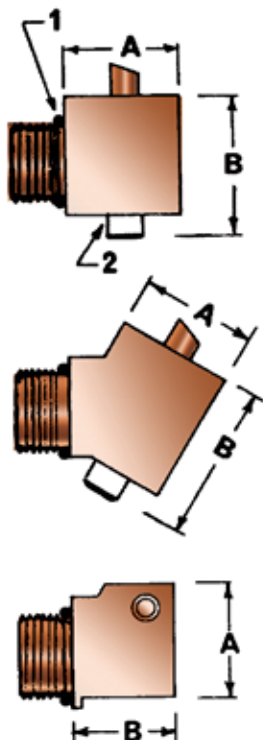
**NOTE:**  
ORDER REPLACEMENT PARTS  
BY REFERENCE TO COMPONENT  
PART NUMBER OR DESCRIPTION

### 1 "2N" HEAVY-DUTY HOLDER (CLASS 2 ALLOY)



2 N 08 08 7 14	CODE	THREADS PER INCH 8/8" or 1" THD. SIZE TO TAKE "M" ADAPTORS EG. 8 INCH BARREL LENGTH EG. 12/8 or 1 1/2" BARREL DIAMETER NON EJECTOR DESIGNATION CLASS 2 ALLOY
2 N 10 08 7 14		
2 N 10 08 8 14		
2 N 12 08 8 14		

### 2 "M" ADAPTOR

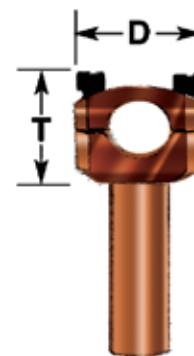


1 SEALING RING  
2 KNOCKOUT PLUG

PART No.	A	B
M 7 14 4 90	1	1 5/8
M 7 14 5 90	1	1 7/8
M 8 14 5 90	1 1/4	1 7/8
M 7 14 4 30	1	1 5/8
M 7 14 5 30	1	1 7/8
M 8 14 5 30	1 1/4	1 7/8
M 7 14 5 00	1 3/8	3/4
M 8 14 5 00	1 3/8	3/4

M 7 14 4 90	CODE	ANGLE (DEGREES) RWMA TAPER THREADS PER IN 7/8" THREAD ADAPTOR DESIGNATION
7		
14		
4		
90		

### 3 "H" TEE CONNECTION



H 08 08 3	T	D
H 10 10 3 1/2	2 1/8	2 1/2
H 12 10 4	2 1/2	3
H 12 12 4	2 3/4	3
H 10 12 4	2 3/4	3
	2 1/2	3

SHANK LENGTH IN.  
EG. 12/8 or 1 1/2" SHANK DIA.  
10/8 or 1 1/4" HOLDER DIA.  
TEE DESIGNATION